



## Hutchison Ports Venlo Remote Check-in Procedure

1: Please offer your Cargo Card.

2: Please look into the top camera.

The three LED lights will show the status:

- Blue: Card accepted, proceed to scan the finger.
- Green: Fingervein accepted > proceed with de remote check-in.
- Red: fingervein not accepted / read properly. Please retry or report to the desk inside.

3: Start RCI procedure and follow the steps on the screen.

4: When the RCI procedure finished succesfully you will receive a route ticket.



Use the Tab key to switch to the next field on the screen

Use the Enter key to confirm the field on the screen

Use the arrow down key to finish the RCI procedure

Use the caps lock key to Quit the RCI procedure

TCT Venlo

**page 1**

**GATE-IN**

Please hold your cargo card against the reader  
 Melden Sie sich mit Ihrer Karte (Cargocard)  
 Zamelduj sie za pomoca karty cargo (cargo card)  
 Please hold your cargo card against the reader

Versie: 2024.1.15.0 (RAIL-IN)

\* Please provide Cargo Card for entry procedure.

**Page 2**

**GATE-IN**

 **N = NEDERLANDS**

 **D = DEUTSCH**

 **P = POLSKA**

 **E = ENGLISH**

\* Select Language.

**Page 3**

**HUTCHISON PORTS VENLO**

DOOR OP ENTER TE KLIKKEN GAAT U AKKOORD MET DE VEILIGHEIDS- EN VERKEERSREGELS\*.

**Enter = Akkoord**      **F9 = Stoppen**





\*Zoude vermeld in het (1) Bedrijfsveiligheidsplan (BVR) en de (2) Veiligheids- en gedragsregels voor bezoekers en chauffeurs.

\* Accept terms to proceed (Enter),  
 \* Decline to stop (and report to desk inside).

**Page 4**

**GATE-IN**

TCT Venlo

F10 -   
 F2 -   
 E3 -   
 F4 - 

RCI-nummer

Kenteken

**Enter = Bevestigen**

**↓ = indien klaar**

\* Enter RCI number and Licence plate



## Page 5



Zelfbedieningsbalie  
**CONTAINER BRENGEN**  
License plate HPV2024

F1 -   
F2 -   
F3 -   
F4 -

Container schadevrij? Yes Vol / leeg Full  
Gevaargood? No  
Container / type HPVU 123456 1 45G1  
Referentie TEST  
Zegelnr/netto gewicht TEST 25000  
Inhoud TEST  
Documenttype/nr

Enter = Verder

F9 = Stoppen

\* Please fill in all required fields

## Page 6



**GATE-IN**

F10 -   
F2 -   
F3 -   
F4 -

IN: HPVU 123456 1 (45G1)

RCI-nummer

Kenteken

HPV2024

Enter = Bevestigen

↓ = indien klaar

\* Press the arrow down key when finished with remote check-in

## Page 7



**DEPARTURE TRUCK - GATE OUT**

Kenteken: HPV2024

Aankomst truck geaccepteerd

Screen 6

Enter = Proceed

Press Enter key to proceed on the terminal

Please find attached Business traffic regulations and Safety rules and code of conduct for visitors and drivers (Barge and Rail terminal)